



Club Health Assessment for District 330 A through December 2024

			Status	Membership						Reports					Finance		LCIF
Club Number	Club Name	Charter Date		Current Member Count	YTD Members Added	YTD Members Dropped	YTD Net Growth	YTD Net Growth%	Member Count 12 Months Ago	Avg. length of service for dropped members	Months Since Last MMR ***	Yrs. Since Last Officer Report	President Rotation	Vice President Reported ****	Months Since Last Activity Report ***	Account Balance	Donations for current Fiscal Year
			Number of times on status quo within last two years	If below 15 members appears				If net loss is greater than 20% appears			If no report in 3 months appears in	When more than one year appears in	Number of repeat terms	Notes the officers that do not have an active	If no report at 12 months appears in red		
Clubs less than two years old																	
157496	Tokyo Athlete	02/28/2024	Active	35	0	0	0	0.00%	0		6		2	T,M,VP,SC	N/R		
178443	Tokyo Casablanca	09/25/2024	Newly Chartered	22	26	4	22	100.00%	0	2	0			M,VP,SC	N/R		
153244	Tokyo Feliz	02/02/2023	Active	15	3	13	-10	-40.00%	25	1	2			N	M,SC	0	\$100.00
156117	Tokyo Suzuran	09/28/2023	Active	25	2	7	-5	-16.67%	39	3	0			N	M,SC	0	\$447.21
157779	Tokyo Toranomon Sports Agent	03/26/2024	Active	14	1	7	-6	-30.00%	0	1	1				M,VP,SC	N/R	
Clubs more than two years old																	
61028	OGASAWARA	07/09/1998	Active	7	0	0	0	0.00%	7		26		17	S,T,M,VP,SC	N/R		
24585	TOKYO	03/05/1952	Active	51	1	0	1	2.00%	54		5			P,M,VP,SC	2		\$446.19
122549	Tokyo 2020	06/19/2014	Active	13	1	6	-5	-27.78%	17	4	0			R	T,M,SC	N/A	
84260	TOKYO 21st CENTURY'S	10/05/2004	Active	12	0	0	0	0.00%	12		12				T,M,VP,SC	24+	
24609	TOKYO ADACHI	05/25/1966	Active	26	2	0	2	8.33%	24		2			N	P,S,T,M,SC	24+	90+ Days
33122	TOKYO ADACHI CHUO	12/14/1976	Active	17	1	1	0	0.00%	16	15	1				P,S,T,M,VP SC	0	\$139.43
Exc Award (06/30/2017, 06/30/2018)																	
24620	TOKYO AKABANE	11/30/1966	Active	32	0	0	0	0.00%	32		5			N	P,T,M,VP,SC	11	\$381.21
24572	TOKYO AKASAKA	05/28/1962	Active	33	0	1	-1	-2.94%	34	26	0				M,VP,SC	1	\$4,474.48
50604	TOKYO AKIGAWA	05/18/1990	Active	63	1	1	0	0.00%	64	9	5				T,M,VP,SC	9	\$1,745.51
24608	TOKYO AKIHABARA	02/15/1966	Active	8	0	0	0	0.00%	13		6				VP,SC	24+	\$143.01
24509	TOKYO AKISHIMA	06/12/1972	Active	43	3	0	3	7.50%	42		3			N	P,T,M,VP,SC	0	\$795.40
24542	TOKYO AOI	05/02/1973	Active	41	3	3	0	0.00%	45	7	4				M,VP,SC	11	\$1,456.45
24554	TOKYO AOYAMA	06/16/1964	Active	11	0	0	0	0.00%	11		21		3		S,T,M,VP,SC	N/R	90+ Days
109271	TOKYO AOZORA	09/21/2010	Active	28	2	1	1	3.70%	38	0	3		2		M,VP,SC	9	\$65.30
24566	TOKYO ARAKAWA	09/14/1962	Active	19	0	1	-1	-5.00%	22	2	1				P,S,T,M,VP SC	24+	
37753	TOKYO ARAKAWA NISHI	11/27/1979	Active	42	1	1	0	0.00%	41	36	0			N	M,SC	0	\$3,499.32
24584	TOKYO ASAKUSA	01/27/1959	Active	17	1	0	1	6.25%	17		3		2		T,M,VP,SC	1	\$143.65



Club Health Assessment for District 330 A through December 2024

			Status	Membership							Reports					Finance		LCIF
Club Number	Club Name	Charter Date		Current Member Count	YTD Members Added	YTD Members Dropped	YTD Net Growth	YTD Net Growth%	Member Count 12 Months Ago	Avg. length of service for dropped members	Months Since Last MMR ***	Yrs. Since Last Officer Report	President Rotation	Vice President Reported ****	Months Since Last Activity Report ***	Account Balance	Donations for current Fiscal Year	
			Number of times on status quo within last two years	If below 15 members appears				If net loss is greater than 20% appears			If no report in 3 months appears in	When more than one year appears in	Number of repeat terms	Notes the officers that do not have an active	If no report at 12 months appears in red			
Exc Award (06/30/2020)																		
55603	TOKYO ASAKUSA HISHOH	04/25/1994	Active	16	0	3	-3	-15.79%	18	20	0			S,T,M,VP,SC	16		\$1,208.95	
24630	TOKYO ATAGOYAMA	05/10/1966	Active	14	0	0	0	0.00%	17		10		6	P,S,T,M,VP SC	24+		\$69.72	
36084	TOKYO AYASE	09/27/1978	Active	45	0	0	0	0.00%	45		6			P,S,T,M,VP SC	N/R	90+ Days	\$103.20	
24514	TOKYO AZABU	06/08/1963	Active	29	3	4	-1	-3.33%	29	8	0			M,VP,SC	2		\$1,250.99	
24635	TOKYO BABASAKIMON	05/16/1966	Active	12	0	0	0	0.00%	12		9		4	P,M,VP,SC	2		\$69.72	
24645	TOKYO BANCHU	02/24/1969	Active	8	0	2	-2	-20.00%	11	12	0			N SC	9		\$111.55	
29864	TOKYO BOKUTO	10/07/1974	Active	8	1	0	1	14.29%	7		5			S,T,M,VP,SC	1		\$111.55	
137064	Tokyo Bunka	01/16/2019	Active	25	5	4	1	4.17%	27	6	2			T,M,VP,SC	24+	90+ Days	\$326.48	
24569	TOKYO BUNKYO	06/28/1962	Active	14	2	0	2	16.67%	12		5		3	M,VP,SC	1		\$83.66	
46202	TOKYO CENTRAL DAIKANYAMA	05/12/1986	Active	10	0	0	0	0.00%	10		7			P,M,VP,SC	0		\$252.39	
43956	TOKYO CENTURY	05/24/1984	Active	24	0	0	0	0.00%	23		6			P,S,M,VP,SC	24+		\$237.04	
24512	TOKYO CHOFU	04/09/1965	Active	37	1	2	-1	-2.63%	39	8	0			T,M,VP,SC	0		\$3,318.34	
Exc Award (06/30/2017, 06/30/2018, 06/30/20)																		
100339	TOKYO CHUO MINAMI	10/10/2007	Active	6	0	0	0	0.00%	7		8		2	M,VP,SC	1		\$381.21	
24548	TOKYO CITY	11/05/1971	Active	50	0	2	-2	-3.85%	55	3	0			P,M,VP,SC	0		\$428.55	
Exc Award (06/30/2017, 06/30/2019, 06/30/20)																		
145922	TOKYO CURRY	04/28/2021	Active	8	3	5	-2	-20.00%	8	3	0		2	M,VP,SC	1			
24622	TOKYO DEN-EN CHOFU	01/25/1967	Active	21	0	1	-1	-4.55%	21	14	0			S,M,VP,SC	7		\$121.80	
150216	Tokyo Diversity	03/17/2022	Active	23	0	0	0	0.00%	24		12		4	M,VP,SC	N/A			
135249	Tokyo Dream	06/20/2018	Active	35	0	0	0	0.00%	108		6			P,M,VP,SC	11			
99446	TOKYO EAST	05/22/2007	Active	12	0	0	0	0.00%	12		9			R P,S,T,M,VP SC	11		\$78.36	
24616	TOKYO EBISU	07/14/1965	Active	5	0	0	0	0.00%	4		8		4	M,VP,SC	17		\$121.80	
Exc Award (06/30/2021)																		
24559	TOKYO EDOGAWA	07/24/1963	Active	14	0	0	0	0.00%	18		2		2	T,M,VP,SC	11		\$1,066.01	
24594	TOKYO EDOGAWA CHUO	03/09/1973	Active	31	0	0	0	0.00%	32		9	1	None	P,S,T,M,VP SC	11			



Club Health Assessment for District 330 A through December 2024

			Status	Membership							Reports					Finance	LCIF
Club Number	Club Name	Charter Date		Current Member Count	YTD Members Added	YTD Members Dropped	YTD Net Growth	YTD Net Growth%	Member Count 12 Months Ago	Avg. length of service for dropped members	Months Since Last MMR ***	Yrs. Since Last Officer Report	President Rotation	Vice President Reported ****	Months Since Last Activity Report ***	Account Balance	Donations for current Fiscal Year
			Number of times on status quo within last two years	If below 15 members appears				If net loss is greater than 20% appears			If no report in 3 months appears in	When more than one year appears in	Number of repeat terms	Notes the officers that do not have an active	If no report at 12 months red		
38882	TOKYO EDOGAWA HIGASHI	08/01/1980	Active	31	0	0	0	0.00%	32		6			M,VP,SC	11	90+ Days	\$320.70
24626	TOKYO EDOGAWA MINAMI	12/07/1966	Active	28	0	1	-1	-3.45%	29	1	0		R	M,SC	0		\$3,613.20
24513	TOKYO FUCHU	02/26/1966	Active	13	0	0	0	0.00%	14		2		IP	P,M,SC	4		
146518	Tokyo Fuji Sky	06/07/2021	Active	20	0	3	-3	-13.04%	23	4	0			M,VP,SC	N/A		
24515	TOKYO FUSSA	02/15/1965	Active	62	4	0	4	6.90%	62		3		N	M	9		
89202	TOKYO FUTURE	08/26/2005	Active	15	1	0	1	7.14%	14		3			M,VP,SC	24+		
24583	TOKYO GINZA	03/16/1960	Active	62	2	14	-12	-16.22%	74	7	0		N	T,M,SC	0		\$24,767.57
Exc Award (06/30/2018)																	
116826	TOKYO GOLF	05/10/2012	Active	9	0	1	-1	-10.00%	10	1	4		8	P,T,M,VP,SC	7		
24633	TOKYO GOTANDA	10/05/1966	Active	12	0	1	-1	-7.69%	19	24	0			M,VP,SC	1		
24518	TOKYO HACHIOJI CHUO	06/19/1973	Active	21	1	0	1	5.00%	22		2		N	P,S,VP	0	\$261.18	
47374	TOKYO HACHIOJI ICHO	05/26/1987	Active	68	9	1	8	13.33%	65	5	1		N	P,S,T,M,SC	24+		
Exc Award (06/30/2017, 06/30/2018)																	
62393	TOKYO HACHIOJI RYOTO	09/24/1999	Active	65	7	24	-17	-20.73%	84	11	0			P,M,VP,SC	13	\$5,694.97	
53867	TOKYO HACHIOJI TAKAO	12/01/1992	Active	36	2	1	1	2.86%	34	21	0		N	SC	24+	\$376.47	
87890	TOKYO HAKUMON	04/25/2005	Active	93	26	3	23	32.86%	89	2	0		N	M,SC	3	\$352.60	
Exc Award (06/30/2023)																	
24561	TOKYO HAMACHO	07/02/1963	Active	9	0	0	0	0.00%	10		6			M,VP,SC	24+		
51808	TOKYO HAMURA	06/12/1991	Active	39	0	1	-1	-2.50%	40	59	0		N	T,M,VP,SC	0	\$488.02	
Exc Award (06/30/2016, 06/30/2018)																	
24617	TOKYO HANEDA	04/17/1964	Active	11	0	0	0	0.00%	12		7		R	S,T,M,VP,SC	0	\$97.60	
24605	TOKYO HARAJUKU JINGUMAE	06/25/1965	Active	26	3	1	2	8.33%	26	0	3			M,VP,SC	0	\$121.80	
24621	TOKYO HARUMI	04/06/1965	Active	25	0	1	-1	-3.85%	25	10	3		N	T,M,SC	0		
116404	TOKYO HEISEI	03/23/2012	Active	17	0	0	0	0.00%	17		3		N		9		
24521	TOKYO HIGASHIKURUME	10/26/1971	Active	13	1	0	1	8.33%	13		4		3	S,M,VP,SC	3	\$91.41	
36845	TOKYO HIGASHIYAMATO	03/26/1979	Active	15	0	3	-3	-16.67%	17	3	0		None	P,S,T,VP,SC	7	\$182.83	



Club Health Assessment for District 330 A through December 2024

Club Number	Club Name	Charter Date	Status	Membership							Reports					Finance	LCIF
				Current Member Count	YTD Members Added	YTD Members Dropped	YTD Net Growth	YTD Net Growth%	Member Count 12 Months Ago	Avg. length of service for dropped members	Months Since Last MMR ***	Yrs. Since Last Officer Report	President Rotation	Vice President Reported ****	Months Since Last Activity Report ***	Account Balance	Donations for current Fiscal Year
			Number of times on status quo within last two years	If below 15 members appears				If net loss is greater than 20% appears			If no report in 3 months appears	When more than one year appears in	Number of repeat terms	Notes the officers that do not have an active	If no report at 12 months red		
52219	TOKYO HIKARIGAOKA	12/03/1991	Active	44	1	3	-2	-4.35%	43	17	3			T,M,VP,SC	4		\$3,644.03
111430	TOKYO HILLS	06/20/2011	Active	47	0	0	0	0.00%	47		2			S,M,VP,SC	24+		
24522	TOKYO HINO	04/21/1965	Active	12	0	0	0	0.00%	12		6			T,M,VP,SC	6		
127207	Tokyo Hitotsubashi	04/06/2016	Active	24	5	1	4	20.00%	23	2	0			M,VP,SC	11		\$132.00
24546	TOKYO HONJO	01/26/1972	Active	10	0	1	-1	-9.09%	10	2	3			M,VP,SC	11		\$797.60
24563	TOKYO HORIDOME	12/20/1962	Active	14	0	0	0	0.00%	14		17		7	M,VP,SC	24+		\$209.15
88788	TOKYO HOSEI	06/28/2005	Active	9	0	0	0	0.00%	18		5			S,M,VP,SC	6		\$125.49
38233	TOKYO HOSHIN	03/12/1980	Active	37	0	0	0	0.00%	35		0			M,VP,SC	1		\$6,002.03
24606	TOKYO IIDABASHI	12/01/1965	Active	15	1	1	0	0.00%	21	51	3			M,SC	24+	90+ Days	
24578	TOKYO IKEBUKURO	10/27/1961	Active	11	2	0	2	22.22%	9		2			M,VP,SC	0		\$153.38
150762	Tokyo Itabashi Community	05/12/2022	Active	24	0	0	0	0.00%	24		30		4	M,VP,SC	N/A		
24615	TOKYO ITABASHI NISHI	04/11/1965	Active	15	0	0	0	0.00%	18		5			T,VP,SC	24+		\$153.38
43438	TOKYO JINGU	01/27/1984	Active	21	3	2	1	5.00%	25	6	1			M,VP,SC	2		
64911	TOKYO JIYUGAOKA	01/02/2002	Active	11	0	0	0	0.00%	12		8			P,S,T,M,VP SC	21		\$121.80
24570	TOKYO JOTO	08/07/1970	Active	28	0	2	-2	-6.67%	37	20	1			P,S,M,VP,SC	0		\$2,053.12
24650	TOKYO KAGURAZAKA	02/22/1970	Active	17	1	1	0	0.00%	15	4	0			N	2		
24551	TOKYO KAMATA	04/23/1963	Active	10	0	2	-2	-16.67%	12	6	0			T,M,VP,SC	9		\$320.71
24647	TOKYO KAMEARI	09/27/1969	Active	34	0	0	0	0.00%	39		6			M,VP,SC	24+		
24562	TOKYO KASUMIGASEKI	05/29/1963	Active	12	0	0	0	0.00%	12		9			S,M,VP,SC	2		\$125.49
24623	TOKYO KATSUSHIKA	06/28/1965	Active	23	0	0	0	0.00%	22		5			N	0		\$209.15
24652	TOKYO KATSUSHIKA HIGASHI	12/10/1969	Active	45	0	1	-1	-2.17%	44	17	0			N	8		
55931	TOKYO KEYAKI	06/23/1994	Active	40	5	0	5	14.29%	37		3			M,VP,SC	0		
84144	TOKYO KICHIJOJI	09/08/2004	Active	68	12	2	10	17.24%	64	19	0			N	11	90+ Days	\$6,833.54
116405	TOKYO KING	03/23/2012	Active	27	1	1	0	0.00%	27	0	0			P,M,VP,SC	17		
34592	TOKYO KIOICHO	10/31/1977	Active	10	0	0	0	0.00%	16		5			N	2		\$2,006.33



Club Health Assessment for District 330 A through December 2024

			Status	Membership							Reports					Finance	LCIF
Club Number	Club Name	Charter Date		Current Member Count	YTD Members Added	YTD Members Dropped	YTD Net Growth	YTD Net Growth%	Member Count 12 Months Ago	Avg. length of service for dropped members	Months Since Last MMR ***	Yrs. Since Last Officer Report	President Rotation	Vice President Reported ****	Months Since Last Activity Report ***	Account Balance	Donations for current Fiscal Year
			Number of times on status quo within last two years	If below 15 members appears				If net loss is greater than 20% appears			If no report in 3 months appears in	When more than one year appears in	Number of repeat terms	Notes the officers that do not have an active	If no report at 12 months red		
24555	TOKYO KITA	11/28/1963	Active	17	2	1	1	6.25%	17	5	4			P,M,VP,SC	22	90+ Days	\$209.15
34491	TOKYO KIYOSE	09/07/1977	Active	8	0	0	0	0.00%	13		6			T,M,VP,SC	24+		
24532	TOKYO KODAIRA	01/25/1970	Active	9	0	0	0	0.00%	9		8		6	S,M,VP,SC	N/R		
36668	TOKYO KOGANEI	02/27/1979	Active	26	1	5	-4	-13.33%	32	12	0			M,VP,SC	0		
24597	TOKYO KOJIMACHI	06/17/1964	Active	4	0	0	0	0.00%	4		6		9	S,T,M,VP,SC	23		
42355	TOKYO KOKUBUNJI	02/22/1983	Active	17	0	0	0	0.00%	18		9			M,VP,SC	14		
24558	TOKYO KOTO FUKAGAWA	11/26/1963	Active	30	1	0	1	3.45%	30		4			N	M,SC		2
24604	TOKYO KOTO MINAMI	10/26/1965	Active	22	4	6	-2	-8.33%	25	10	0			N	M,SC		24+
24603	TOKYO KUDAN	12/15/1964	Active	23	3	0	3	15.00%	20		3			T,M,VP,SC	24+		90+ Days
60171	TOKYO KUNITACHI	12/08/1997	Active	3	0	0	0	0.00%	3		5		2	T,M,VP,SC	7		
24598	TOKYO KYOBASHI YAESU	03/26/1964	Active	18	0	0	0	0.00%	18		8			S,T,M,VP,SC	11		
24533	TOKYO MACHIDA	02/18/1966	Active	28	1	0	1	3.70%	27		4			N	M,SC	0	\$455.21
53826	TOKYO MACHIDA CRANE	11/16/1992	Active	27	1	8	-7	-20.59%	41	14	0			T,M,VP,SC	1		\$264.92
139717	Tokyo Maria	09/09/2019	Active	28	0	0	0	0.00%	34		6			N	M,SC	6	\$348.59
24586	TOKYO MARUNOUCHI-CHIYODA	11/14/1958	Active	31	0	0	0	0.00%	36		6			M,VP,SC	11		\$1,000.00
123445	TOKYO MEDICAL	10/24/2014	Active	10	2	1	1	11.11%	10	2	2			S,T,M,VP,SC	0		\$78.36
Exc Award (06/30/2020)																	
24564	TOKYO MEGURO	03/29/1963	Active	13	0	4	-4	-23.53%	17	18	4			M,VP,SC	4		\$69.72
24642	TOKYO MEJIRO	03/30/1968	Active	17	1	0	1	6.25%	16		5			N	M,SC	11	\$90.63
41809	TOKYO MITAKA	08/03/1982	Active	45	0	1	-1	-2.17%	46	13	0			T,M,VP,SC	1		
Exc Award (06/30/2018, 06/30/2022, 06/30/20)																	
37752	TOKYO MIYAKEJIMA	11/27/1979	Active	10	0	0	0	0.00%	10		8			R	P,T,M,VP,SC	24+	\$130.59
56919	TOKYO MIYAKO	05/16/1995	Active	23	0	3	-3	-11.54%	29	12	0		2	VP,SC	5		\$1,264.96
53123	TOKYO MIZUHO	05/18/1992	Active	26	0	0	0	0.00%	22		6			N	P,SC	7	\$362.53
43437	TOKYO MUSASHIMURAYAMA	01/30/1984	Active	22	0	5	-5	-18.52%	25	9	2			P,T,M,VP,SC	24+		\$348.59



Club Health Assessment for District 330 A through December 2024

			Status	Membership							Reports					Finance		LCIF
Club Number	Club Name	Charter Date		Current Member Count	YTD Members Added	YTD Members Dropped	YTD Net Growth	YTD Net Growth%	Member Count 12 Months Ago	Avg. length of service for dropped members	Months Since Last MMR ***	Yrs. Since Last Officer Report	President Rotation	Vice President Reported ****	Months Since Last Activity Report ***	Account Balance	Donations for current Fiscal Year	
			Number of times on status quo within last two years	If below 15 members appears				If net loss is greater than 20% appears			If no report in 3 months appears in	When more than one year appears in	Number of repeat terms	Notes the officers that do not have an active	If no report at 12 months appears in red			
24535	TOKYO MUSASHINO	12/06/1963	Active	45	3	2	1	2.27%	45	17	0			N	M,SC	1		\$564.25
24557	TOKYO NAKANO	11/25/1963	Active	54	2	1	1	1.89%	54	5	0				M,VP,SC	9		\$18,000.00
126293	Tokyo Namikidori	11/25/2015	Active	5	0	0	0	0.00%	5		6		3		S,T,M,VP,SC	0		
24565	TOKYO NERIMA	03/29/1963	Active	32	0	0	0	0.00%	32		6				S,T,M,VP,SC	4		\$278.87
24653	TOKYO NERIMA NISHI	06/22/1970	Active	16	0	0	0	0.00%	16		6		2		S,T,M,VP,SC	5		
24587	TOKYO NIHONBASHI	04/12/1957	Active	12	0	1	-1	-7.69%	13	50	3				P,M,VP,SC	0		\$278.87
29163	TOKYO NISHIARAI	04/23/1974	Active	19	1	0	1	5.56%	18		3			N	P,S,T,M,SC	0		\$223.09
34069	TOKYO NISHITOKYO	06/07/1977	Active	23	0	0	0	0.00%	25		11				P,M,VP,SC	9		
84029	TOKYO OEDO	08/17/2004	Active	10	0	7	-7	-41.18%	17	9	5			R	M,SC	N/R		
36538	TOKYO OHMON	01/30/1979	Active	24	2	0	2	9.09%	23		4				P,M,VP,SC	3		
41944	TOKYO OME	10/14/1982	Active	44	1	1	0	0.00%	45	0	2			N	P,S,VP,SC	10		\$557.74
24581	TOKYO OMORI	06/15/1961	Active	17	0	1	-1	-5.56%	20	11	1			N	M,VP,SC	1		\$223.09
119030	TOKYO OMOTESANDO	03/26/2013	Active	13	0	2	-2	-13.33%	19	11	0				M,VP,SC	0		\$121.80
105430	TOKYO ONE HUNDRED	05/05/2009	Cancelled(6*)	0	0	7	-7	-100.00%	7	11	0		None		P,S,T,M,VP SC	24+		
24595	TOKYO OWARICHO	05/08/1973	Active	22	2	3	-1	-4.35%	38	7	0				M,VP,SC	6		\$1,215.47
119808	Tokyo Peace	06/24/2013	Active	123	3	23	-20	-13.99%	148	7	0				S,T,M,VP,SC	2		\$16,851.61
Exc Award (06/30/2018)																		
141416	Tokyo Reiwa	04/03/2020	Active	7	0	0	0	0.00%	11		6		2	R	T,M,SC	0		
116637	TOKYO RESCUE	04/24/2012	Active	10	0	7	-7	-41.18%	17	3	4				P,T,M,VP,SC	19		
24543	TOKYO ROPPONGI	04/09/1973	Active	8	6	0	6	300.00%	8		0				S,T,M,VP,SC	0		\$91.41
24580	TOKYO RYOGOKU	10/28/1961	Active	10	0	0	0	0.00%	11		9		2		P,M,VP,SC	1		
47771	TOKYO SAGISO	10/09/1987	Active	35	1	1	0	0.00%	38	2	3				S,M,VP,SC	0		\$121.80
Exc Award (06/30/2018, 06/30/2019, 06/30/2020)																		
33121	TOKYO SAKURADAMON	12/14/1976	Active	11	0	2	-2	-15.38%	15	8	0				M,VP,SC	6		
135247	Tokyo Sangah	06/20/2018	Active	6	0	1	-1	-14.29%	7	6	1		8		M,VP,SC	N/A		



Club Health Assessment for District 330 A through December 2024

			Status	Membership						Reports					Finance	LCIF	
Club Number	Club Name	Charter Date		Current Member Count	YTD Members Added	YTD Members Dropped	YTD Net Growth	YTD Net Growth%	Member Count 12 Months Ago	Avg. length of service for dropped members	Months Since Last MMR ***	Yrs. Since Last Officer Report	President Rotation	Vice President Reported ****	Months Since Last Activity Report ***	Account Balance	Donations for current Fiscal Year
			Number of times on status quo within last two years	If below 15 members appears				If net loss is greater than 20% appears			If no report in 3 months appears in	When more than one year appears in	Number of repeat terms	Notes the officers that do not have an active	If no report at 12 months red		
51084	TOKYO SANGENJAYA	11/26/1990	Active	22	0	0	0	0.00%	24		6			M,VP,SC	0		\$121.80
Exc Award (06/30/2016, 06/30/2019, 06/30/20																	
129728	Tokyo Sanno	01/05/2017	Active	16	0	2	-2	-11.11%	20	2	0			S,T,M,VP,SC	N/A		
24651	TOKYO SEIJO	06/18/1970	Active	21	0	2	-2	-8.70%	24	37	0			P,M,VP,SC	2		\$30,428.64
60575	TOKYO SEISHIN	03/26/1998	Active	17	3	0	3	21.43%	14		2		4	P,T,M,VP,SC	11		\$51.60
34421	TOKYO SEKISEN	08/15/1977	Active	37	3	3	0	0.00%	36	21	0			P,T,M,VP,SC	4	90+ Days	
24596	TOKYO SETAGAYA	03/30/1963	Active	67	1	0	1	1.52%	77		2			M,VP,SC	9		\$1,137.13
24589	TOKYO SHIBA	06/26/1958	Active	27	0	3	-3	-10.00%	30	9	0			M,VP,SC	6		
24588	TOKYO SHIBUYA	02/08/1957	Active	40	0	1	-1	-2.44%	41	43	3		N	M,SC	1		\$3,959.56
45630	TOKYO SHIINOKI	12/26/1985	Active	16	0	0	0	0.00%	16		8		N	P,M,SC	N/R		\$169.77
24590	TOKYO SHIMBASHI	01/30/1957	Active	30	0	0	0	0.00%	37		5			T,M,VP,SC	9		\$2,781.26
Exc Award (06/30/2023)																	
24547	TOKYO SHIMURA	06/29/1971	Active	29	0	1	-1	-3.33%	32	29	0			T,M,VP,SC	0		\$1,045.76
24592	TOKYO SHINAGAWA	10/27/1959	Active	16	1	0	1	6.67%	18		2		7	T,M,VP,SC	24+	90+ Days	
24582	TOKYO SHINJUKU	05/19/1960	Active	60	2	5	-3	-4.76%	62	27	0			M,VP,SC	2		\$10,557.74
46121	TOKYO SHINJUKU KITA	04/02/1986	Active	13	0	1	-1	-7.14%	17	2	0			P,M,VP,SC	24+	90+ Days	
24600	TOKYO SHINJUKU TRISTAR	04/21/1964	Active	24	0	0	0	0.00%	36		6		2	T,M,VP,SC	0		\$292.81
109260	TOKYO SHINSEIKI	09/20/2010	Active	10	0	2	-2	-16.67%	25	14	3			M,VP,SC	24+		
50084	TOKYO SHINTOSHIN	12/29/1989	Active	39	3	1	2	5.41%	58	34	0			P,S,M,VP,SC	0		\$202.20
87889	TOKYO SOUTO	04/25/2005	Active	11	3	3	0	0.00%	11	14	5			M,VP,SC	24+		\$1,000.00
40719	TOKYO ST PAUL	12/02/1981	Active	16	0	0	0	0.00%	16		9			M,VP,SC	0		\$2,125.49
78512	TOKYO SUBARU	03/24/2004	Active	78	31	3	28	56.00%	59	1	0		N	M,SC	20		
24634	TOKYO SUGAMO	06/22/1967	Active	51	2	0	2	4.08%	95		4			T,M,VP,SC	24+		\$69.72
24573	TOKYO SUGINAMI	06/15/1962	Active	17	5	0	5	41.67%	12		5			P,S,M,VP,SC	0		
24631	TOKYO SUKIYABASHI	05/20/1966	Active	45	2	4	-2	-4.26%	86	5	0			T,M,VP,SC	1		\$10,099.00



Club Health Assessment for District 330 A through December 2024

			Status	Membership							Reports					Finance	LCIF
Club Number	Club Name	Charter Date		Current Member Count	YTD Members Added	YTD Members Dropped	YTD Net Growth	YTD Net Growth%	Member Count 12 Months Ago	Avg. length of service for dropped members	Months Since Last MMR ***	Yrs. Since Last Officer Report	President Rotation	Vice President Reported ****	Months Since Last Activity Report ***	Account Balance	Donations for current Fiscal Year
			Number of times on status quo within last two years	If below 15 members appears				If net loss is greater than 20% appears			If no report in 3 months appears in	When more than one year appears in	Number of repeat terms	Notes the officers that do not have an active	If no report at 12 months red		
24579	TOKYO SUMIDAGAWA	10/24/1961	Active	11	1	1	0	0.00%	11	58	1			T,M,VP,SC	0	90+ Days	\$117.53
78511	TOKYO SUNSHINE	03/24/2004	Active	21	0	0	0	0.00%	21		11	1	None	P,S,T,M,VP SC	24		\$3,109.38
58318	TOKYO SURUGADAI	05/23/1996	Active	30	2	1	1	3.45%	32	6	1		N	SC	7		
24541	TOKYO TACHIKAWA	04/21/1965	Active	52	0	0	0	0.00%	54		5		N	T,M,VP,SC	24+		\$778.61
24575	TOKYO TAKAIDO	07/20/1970	Active	21	3	1	2	10.53%	20	7	0			M,VP,SC	12		
31293	TOKYO TAKANAWA	10/07/1975	Active	13	0	0	0	0.00%	15		6		N	P,S,T,M,VP SC	0		\$111.55
24641	TOKYO TAMAGAWA	06/20/1968	Active	46	0	1	-1	-2.13%	46	7	0			M,VP,SC	0		\$2,058.85
Exc Award (06/30/2018, 06/30/2019, 06/30/20																	
44492	TOKYO TANASHI	12/27/1984	Active	37	0	4	-4	-9.76%	49	12	1			T,M,VP,SC	24+		\$667.94
140894	Tokyo Tomon	02/28/2020	Active	21	0	0	0	0.00%	21		18	1	None	P,S,T,M,VP SC	N/R		
24629	TOKYO TORANOMON	06/24/1965	Active	17	1	1	0	0.00%	17	2	0			M,VP,SC	24+	\$1,435.04	
24560	TOKYO TORIGOE	05/24/1971	Active	5	0	0	0	0.00%	5		20			S,M,VP,SC	N/R	\$78.36	
24639	TOKYO TOSHIMA	02/01/1966	Active	50	3	0	3	6.38%	49		0		N	M,SC	5	\$665.11	
24556	TOKYO TSUKIJI	12/13/1963	Active	6	1	1	0	0.00%	7	0	4		2	T,M,VP,SC	24+		
24571	TOKYO UENO	06/28/1962	Active	30	2	0	2	7.14%	31		5			P,T,M,VP,SC	0	\$261.18	
29978	TOKYO UENO HIGASHI	11/22/1974	Active	29	4	0	4	16.00%	26		2		N	VP,SC	7	\$261.18	
Exc Award (06/30/2016, 06/30/2018)																	
24654	TOKYO UGUISUDANI	06/23/1970	Active	19	0	0	0	0.00%	20		6		N	T,M,SC	0	\$434.69	
58062	TOKYO WEST	03/28/1996	Active	10	0	6	-6	-37.50%	22	12	3			T,M,VP,SC	1	\$125.49	
67158	TOKYO WILL	01/27/2003	Active	110	4	13	-9	-7.56%	120	7	0			VP	0	\$497.79	
Exc Award (06/30/2016, 06/30/2023, 06/30/20																	
24607	TOKYO YAMANOTE	12/18/1965	Active	20	2	3	-1	-4.76%	21	11	2		3	P,T,M,VP,SC	2	\$121.80	
24602	TOKYO YANAGIBASHI	08/28/1964	Active	15	0	0	0	0.00%	14		6			M,VP,SC	24+	\$195.89	
24539	TOKYO YOKOTA	10/01/1970	Active	28	2	1	1	3.70%	26	0	1			M,VP,SC	N/R	\$3,631.22	
Exc Award (06/30/2018, 06/30/2019)																	
123454	Tokyo Yusui	10/24/2014	Active	23	0	2	-2	-8.00%	32	5	2		N	P,S,M,VP,SC	N/A	\$1,000.00	



Club Health Assessment for District 330 A through December 2024

			Status	Membership						Reports				Finance	LCIF		
Club Number	Club Name	Charter Date		Current Member Count	YTD Members Added	YTD Members Dropped	YTD Net Growth	YTD Net Growth%	Member Count 12 Months Ago	Avg. length of service for members	Months Since Last MMR ***	Yrs. Since Last Officer Report	President Rotation	Vice President Reported ****	Months Since Last Activity Report ***	Account Balance	Donations for current Fiscal Year
			Number of times on status quo within last two years	If below 15 members appears				If net loss is greater than 20% appears			If no report in 3 months appears in	When more than one year appears in	Number of repeat terms	Notes the officers that do not have an active	If no report at 12 months appears in red		

Clubs Cancelled Previous Fiscal Year – Clubs Cancelled within last 12 months may be reinstated

Club Number	Club Name	Charter Date	Current Status*	Cancellation Date
24544	TOKYO EBARA	02/15/1973	Cancelled(6*)	06/29/2024
123444	Tokyo Harmony	10/24/2014	Cancelled(6*)	12/29/2023
58779	TOKYO JINGUMAE	10/18/1996	Cancelled(7*)	12/29/2023
24619	TOKYO KOMAGOME	09/28/1965	Cancelled(6*)	06/29/2024
24574	TOKYO KOOHOKU	12/13/1961	Cancelled(6*)	06/29/2024
24627	TOKYO SUGINAMI HIGASHI	11/16/1966	Cancelled(6*)	06/29/2024
141417	Tokyo Tsubaki	04/08/2020	Cancelled(6*)	06/29/2024
24611	TOKYO UENO MINAMI	09/09/1965	Cancelled(6*)	06/29/2024

Current Total Clubs Count	YTD New Clubs Count	YTD Cancelled Clubs Count	YTD Net Club Gain	Current Total Members Count	YTD Add	YTD Drop	YTD Net Growth	YTD Net Growth %	Member Count 12 Months Ago	Average Member Count Per Club	% of Clubs with less than 20 members	% No MMR in 3 Months	% No Officer Report in 12 Months	% of Clubs with balance 90+ days	Number of Clubs in Status Quo	% Status Quo Clubs in Financial Suspension	Number of Cancelled Clubs	Average Cancelled Club Age	Members Lost Due to Cancellation	% of Clubs Cancelled for Non-Financial Reasons
181	1	1	0	4,638	268	300	-32	-0.69%	5,098	26	46%	54%	2%	8%	0	0%	1	345	7	100%

* - P - Priority Club. Cancellation Reasons: 1-Objectives/conduct, 2-Non-active club, 5-Non-existing club, 6-Disbanding, 7-Merger, 8-Financial Suspension, 9-District/Multiple District Dues.

** - Abbreviation: P-President, S-Secretary, T-Treasurer, M-Member Chairperson, VP-First Vice President, MC-Communications Chairperson, SC-Service Chairperson

*** - Abbreviation: N/R - Never reported using the Lions Clubs website, N/A - Not applicable, No password registered for the Lions Clubs website.

**** - Abbreviation: N - New, IP - Immediate Past, R - Repeat.




Club Health Assessment for District 330 B through December 2024

			Status	Membership						Reports					Finance		LCIF
Club Number	Club Name	Charter Date		Current Member Count	YTD Members Added	YTD Members Dropped	YTD Net Growth	YTD Net Growth%	Member Count 12 Months Ago	Avg. length of service for dropped members	Months Since Last MMR ***	Yrs. Since Last Officer Report	President Rotation	Vice President Reported ****	Months Since Last Activity Report ***	Account Balance	Donations for current Fiscal Year
			Number of times on status quo within last two years	If below 15 members appears					If net loss is greater than 20% appears		If no report in 3 months appears in	When more than one year appears in	Number of repeat terms	Notes the officers that do not have an active	If no report at 12 months appears in red		
Clubs less than two years old																	
178794	Kamakura Kuzuharaoka	10/09/2024	Newly Chartered	21	21	0	21	100.00%	0		1			P,VP,SC	N/A		
Clubs more than two years old																	
25024	ATSUGI	03/06/1966	Active	33	0	0	0	0.00%	33		6			P,S,T,M,VP SC	8		\$10,260.44
45551	ATSUGI MOMIJI	11/26/1985	Active	19	1	0	1	5.56%	18		0			T,M,VP,SC	6		\$2,400.06
117909	ATSUGI MULBERRY	09/27/2012	Active	20	0	1	-1	-4.76%	22	11	3			S,T,M,VP,SC	N/A		
Exc Award (06/30/2017)																	
39596	ATSUGI SATSUKI	03/18/1981	Active	31	5	0	5	19.23%	28		4			S,T,M,VP,SC	0		\$4,570.00
Exc Award (06/30/2019, 06/30/2022)																	
29606	AYASE	06/18/1974	Active	27	0	0	0	0.00%	27		6		N	M,SC	1		
Exc Award (06/30/2021, 06/30/2022, 06/30/2023)																	
29425	CHIGASAKI GREEN	05/30/1974	Active	14	0	0	0	0.00%	14		6		N	M,SC	6		
97611	CHIGASAKI OCEAN	08/07/2006	Active	24	3	2	1	4.35%	23	18	0			M,VP,SC	24+		
49075	EBINA ASUKA	12/05/1988	Active	33	3	0	3	10.00%	30		1		N	M,SC	2		\$4,134.74
Exc Award (06/30/2020, 06/30/2023, 06/30/2024)																	
25027	ENZAN	11/01/1962	Active	22	0	0	0	0.00%	22		9		N	T,M,SC	0		\$2,380.00
Exc Award (06/30/2021)																	
25036	FUEFUKI	12/19/1963	Active	25	4	0	4	19.05%	19		1			T,M,VP,SC	11		\$6,440.01
25028	FUJISAWA	11/20/1963	Active	39	1	1	0	0.00%	41	2	0		N		0		\$44,566.00
Exc Award (06/30/2016, 06/30/2017, 06/30/2022)																	
67386	FUJISAWA ACTY	03/04/2003	Active	16	1	0	1	6.67%	16		5			VP,SC	5		\$1,000.01
31204	FUJISAWA CHUO	09/19/1975	Active	22	2	1	1	4.76%	20	5	3			M,VP,SC	10	90+ Days	\$7,210.03
Exc Award (06/30/2017)																	
60387	FUJISAWA LIFE	02/17/1998	Active(1)	22	0	0	0	0.00%	23		2		None	P,S,T,M,VP SC	24+		\$2,000.00
25029	FUJISAWA SHONAN	09/21/1973	Active	34	1	0	1	3.03%	33		0			VP	0		\$3,500.01
25030	FUJIYOSHIDA	07/15/1962	Active	31	0	4	-4	-11.43%	38	17	0			S,M,VP,SC	2		\$3,300.03
Exc Award (06/30/2017, 06/30/2019)																	



Club Health Assessment for District 330 B through December 2024

			Status	Membership							Reports					Finance	LCIF	
Club Number	Club Name	Charter Date		Current Member Count	YTD Members Added	YTD Members Dropped	YTD Net Growth	YTD Net Growth%	Member Count 12 Months Ago	Avg. length of service for dropped members	Months Since Last MMR ***	Yrs. Since Last Officer Report	President Rotation	Vice President Reported ****	Months Since Last Activity Report ***	Account Balance	Donations for current Fiscal Year	
			Number of times on status quo within last two years	If below 15 members appears				If net loss is greater than 20% appears			If no report in 3 months appears in	When more than one year appears in	Number of repeat terms	Notes the officers that do not have an active	If no report at 12 months appears in red			
45034	FUJIYOSHIDA CHUO	05/07/1985	Active	30	4	0	4	15.38%	25		3			T,M,VP,SC	14		\$1,750.00	
	Exc Award (06/30/2023)																	
25032	HADANO	07/23/1965	Active	37	2	1	1	2.78%	40	4	4			P,T,M,VP,SC	6		\$6,270.09	
	Exc Award (06/30/2017)																	
41629	HADANO AZUMA	06/21/1982	Active	34	1	0	1	3.03%	32		1			S,T,M,VP,SC	0		\$1,200.01	
	Exc Award (06/30/2017, 06/30/2018, 06/30/2020)																	
38388	HADANO TANZAWA	04/18/1980	Active	22	2	0	2	10.00%	22		3		2	VP,SC	2	90+ Days	\$360.01	
	Exc Award (06/30/2018, 06/30/2020)																	
25031	HAKONE	12/08/1961	Active	35	4	1	3	9.38%	33	41	0			M,VP,SC	24+		\$1,000.00	
25033	HIRATSUKA	09/25/1962	Active	25	1	1	0	0.00%	26	10	0			S,VP	2		\$2,700.01	
25034	HIRATSUKA NADESHIKO	11/20/1970	Active	16	0	0	0	0.00%	16		6		2	P,M,VP,SC	2		\$500.02	
51037	HIRATSUKA SHONAN	10/31/1990	Active	20	0	0	0	0.00%	20		6			M,VP,SC	2		\$700.01	
	Exc Award (06/30/2023)																	
25071	HOKUTO	11/05/1964	Active	31	0	0	0	0.00%	32		6			M,VP,SC	2			
25037	ISEHARA	10/03/1965	Active	44	3	1	2	4.76%	44	15	1			N	S,T,M,VP,SC	2	\$1,200.05	
43686	ISEHARA HIKARI	03/12/1984	Active	21	2	0	2	10.53%	23		3			N	P,S,T,M,VP,SC	2	\$100.00	
25038	IZU OSHIMA	10/03/1964	Active	12	0	1	-1	-7.69%	14	22	4		3	S,T,M,VP,SC	24+		\$240.07	
25040	KAMAKURA	11/27/1966	Active	19	6	6	0	0.00%	22	13	0			M,VP,SC	1		\$1,804.05	
44690	KAMAKURA NISHI	02/04/1985	Active	14	1	0	1	7.69%	13		4			N	P,S,T,SC	24+	90+ Days	\$170.03
25056	KATSUNUMA YAMATO	01/19/1964	Active	19	0	0	0	0.00%	22		6			N	SC	24+	\$2,000.00	
	Exc Award (06/30/2021)																	
25059	KAWAGUCHIKO	07/14/1968	Active	22	2	1	1	4.76%	18	8	1			M,VP,SC	2			
	Exc Award (06/30/2016, 06/30/2017, 06/30/2020)																	
25044	KAWASAKI	11/07/1962	Active	30	0	2	-2	-6.25%	32	57	0			P,T,M,VP,SC	7		\$1,559.94	
25043	KAWASAKI AOI	08/07/1972	Active	24	0	1	-1	-4.00%	30	18	0			S,T,M,VP,SC	5		\$1,250.00	
33981	KAWASAKI FUJIMI	05/31/1977	Active	32	3	0	3	10.34%	30		2			P,T,M,VP,SC	1		\$5,951.66	
	Exc Award (06/30/2016, 06/30/2017, 06/30/2020)																	



Club Health Assessment for District 330 B through December 2024

			Status	Membership						Reports					Finance	LCIF	
Club Number	Club Name	Charter Date		Current Member Count	YTD Members Added	YTD Members Dropped	YTD Net Growth	YTD Net Growth%	Member Count 12 Months Ago	Avg. length of service for dropped members	Months Since Last MMR ***	Yrs. Since Last Officer Report	President Rotation	Vice President Reported ****	Months Since Last Activity Report ***	Account Balance	Donations for current Fiscal Year
			Number of times on status quo within last two years	If below 15 members appears				If net loss is greater than 20% appears			If no report in 3 months appears in	When more than one year appears in	Number of repeat terms	Notes the officers that do not have an active	If no report at 12 months red		
25050	KAWASAKI HIGASHI	06/24/1966	Active	15	0	0	0	0.00%	16		6			N	S,T,M,VP,SC	22	
43687	KAWASAKI HOYU	03/14/1984	Active	16	0	0	0	0.00%	18		6		None		P,S,T,M,VP SC	24+	90+ Days \$170.00
47039	KAWASAKI IKUTA	03/09/1987	Active	31	0	3	-3	-8.82%	35	5	0				P,S,T,M,VP SC	24+	\$1,500.00
25051	KAWASAKI INADA	03/26/1967	Active	28	1	0	1	3.70%	28		1			R	P,T,M,VP,SC	24+	\$1,780.02
25057	KAWASAKI KITA	12/08/1963	Active	14	0	0	0	0.00%	14		17		None		P,S,T,M,VP SC	24+	90+ Days
45475	KAWASAKI LIBERTY	10/07/1985	Active	31	4	0	4	14.81%	27		5				P,M,VP,SC	0	\$10,600.01
25058	KAWASAKI MINAMI	04/26/1964	Active	32	3	1	2	6.67%	30	3	1			N	T,VP	24+	\$6,429.54
25042	KAWASAKI NAKAHARA	06/21/1969	Active	11	0	1	-1	-8.33%	12	9	1			N	T	2	\$1,300.00
25049	KAWASAKI NISHI	07/25/1965	Active	24	1	0	1	4.35%	24		5			N	S,T,M,VP,SC	0	\$1,000.01
Exc Award (06/30/2019)																	
25054	KAWASAKI RINKAI	05/06/1968	Active	18	0	0	0	0.00%	19		7			N	S,M,SC	24+	\$2,115.47
29166	KAWASAKI SHIRAYURI	04/03/1974	Active	14	0	0	0	0.00%	16		6			N	S,M,VP,SC	0	\$850.01
25047	KAWASAKI TAJIMA	05/15/1965	Active	24	2	0	2	9.09%	22		4				S,M,VP,SC	7	\$1,000.00
Exc Award (06/30/2021)																	
25055	KAWASAKI TAMAGAWA	05/24/1968	Active	13	0	1	-1	-7.14%	17	25	0				M,VP,SC	12	\$2,000.01
43295	KAWASAKI TATSUMI	12/27/1983	Active	10	0	0	0	0.00%	11		2				M,VP,SC	0	\$140.00
25062	KOFU	10/17/1957	Active	62	1	0	1	1.64%	62		5			N	SC	0	\$1,960.07
25061	KOFU CHUO	07/22/1965	Active	28	2	0	2	7.69%	28		2				P,M,VP,SC	0	\$520.00
56372	KOFU CITY	12/13/1994	Active	31	1	0	1	3.33%	31		5			N	M,SC	0	\$440.00
Exc Award (06/30/2018)																	
32454	KOFU FUJI	06/24/1976	Active	9	0	5	-5	-35.71%	11	6	1		None		P,S,T,M,VP SC	22	
48405	KOFU KITA	04/11/1988	Active	18	2	0	2	12.50%	16		1				M,VP,SC	18	\$320.03
Exc Award (06/30/2020, 06/30/2024)																	
52129	KOFU MAIZURU	10/29/1991	Active	17	0	0	0	0.00%	17		6				VP,SC	0	\$1,000.00
Exc Award (06/30/2017, 06/30/2018, 06/30/2020)																	
25064	KOFU MINAMI	06/25/1970	Active	28	1	1	0	0.00%	26	1	0			N	P,S,T,M,VP SC	0	\$1,500.00



Club Health Assessment for District 330 B through December 2024

			Status	Membership						Reports					Finance		LCIF
Club Number	Club Name	Charter Date		Current Member Count	YTD Members Added	YTD Members Dropped	YTD Net Growth	YTD Net Growth%	Member Count 12 Months Ago	Avg. length of service for dropped members	Months Since Last MMR ***	Yrs. Since Last Officer Report	President Rotation	Vice President Reported ****	Months Since Last Activity Report ***	Account Balance	Donations for current Fiscal Year
			Number of times on status quo within last two years	If below 15 members appears				If net loss is greater than 20% appears			If no report in 3 months appears in	When more than one year appears in	Number of repeat terms	Notes the officers that do not have an active	If no report at 12 months appears in red		
64455	KOFU WAKABA	06/25/2001	Active	21	0	0	0	0.00%	20		5			P,S,T,M,VP SC	0		\$3,000.01
140878	Koshu Fujisan	02/14/2020	Active	26	2	0	2	8.33%	29		4			N T,M	0		
	Exc Award (06/30/2022)																
25063	MINAMI-ALPS	09/18/1964	Active	60	0	1	-1	-1.64%	64	11	3			N P,T,M,VP,SC	24+		
25067	MINAMIASHIGARA	04/17/1973	Active	25	0	0	0	0.00%	27		6			N P,T,M,SC	2		
	Exc Award (06/30/2017)																
25068	MINOBU	10/05/1965	Active	11	0	0	0	0.00%	11		17	1	None	P,S,T,M,VP SC	12		
25070	MIURA	06/20/1965	Active	31	2	0	2	6.90%	29		1			P,S,T,M,VP SC	24+		\$5,000.08
49531	NAKAI	05/12/1989	Active	20	2	0	2	11.11%	15		2			P,S,T,M,VP SC	24+		
25074	NINOMIYA	11/23/1967	Active	16	0	0	0	0.00%	17		6			N S,M,SC	24+		
25073	NIRASAKI	12/06/1962	Active	41	1	0	1	2.50%	45		2			M,VP	8		\$2,150.00
25075	ODAWARA	04/17/1961	Active	48	3	0	3	6.67%	40		2			N P,T,SC	1	90+ Days	\$10,170.11
	Exc Award (06/30/2022, 06/30/2024)																
46609	ODAWARA MATSUKAZE	10/27/1986	Active	33	4	0	4	13.79%	31		1			N T,VP,SC	9		\$5,770.06
	Exc Award (06/30/2023)																
36172	ODAWARA SHIRAUME	10/23/1978	Active	70	11	0	11	18.64%	56		3			M,VP,SC	1		\$30,091.19
	Exc Award (06/30/2018, 06/30/2024)																
25076	OISO	11/30/1969	Active	14	1	0	1	7.69%	15		5			M,VP,SC	24+		\$1,400.01
43688	RYUO	03/05/1984	Active	19	0	1	-1	-5.00%	21	10	0			R S,T,M,VP,SC	5		
	Exc Award (06/30/2017, 06/30/2019)																
25078	SAGAMIHARA	06/14/1966	Active	12	0	1	-1	-7.69%	13	23	0		None	P,S,M,VP,SC	2		\$1,470.02
150576	Sagamihara Arch	04/27/2022	Active	21	0	0	0	0.00%	22		2			N S,VP	2		\$202.00
	Exc Award (06/30/2023)																
33123	SAGAMIHARA CHUO	12/13/1976	Active	19	1	0	1	5.56%	17		3			N M,SC	10		
89103	SAGAMIHARA CITY	08/12/2005	Active	50	2	3	-1	-1.96%	48	13	0			N	3		\$6,130.12
	Exc Award (06/30/2020, 06/30/2022)																
52138	SAGAMIHARA KEYAKI	11/04/1991	Active	15	0	1	-1	-6.25%	14	1	2			N P,T,SC	8		



Club Health Assessment for District 330 B through December 2024

			Status	Membership							Reports					Finance		LCIF
Club Number	Club Name	Charter Date		Current Member Count	YTD Members Added	YTD Members Dropped	YTD Net Growth	YTD Net Growth%	Member Count 12 Months Ago	Avg. length of service for dropped members	Months Since Last MMR ***	Yrs. Since Last Officer Report	President Rotation	Vice President Reported ****	Months Since Last Activity Report ***	Account Balance	Donations for current Fiscal Year	
			Number of times on status quo within last two years	If below 15 members appears				If net loss is greater than 20% appears			If no report in 3 months appears in	When more than one year appears in	Number of repeat terms	Notes the officers that do not have an active	If no report at 12 months appears in red			
37886	SAMUKAWA	12/10/1979	Active	16	2	3	-1	-5.88%	16	10	3			T,M,VP,SC	6			
	Exc Award (06/30/2017, 06/30/2019)																	
116808	SHINYOKOHAMA	05/08/2012	Active	13	0	0	0	0.00%	13		9			M,VP,SC	N/A		\$2,000.01	
25081	TSURU	07/01/1963	Active	50	4	3	1	2.04%	51	9	1			S,M,VP,SC	9		\$170.00	
	Exc Award (06/30/2016)																	
25082	UENOHARA	11/04/1963	Active	35	0	3	-3	-7.89%	38	10	1		None	P,S,T,M,VP SC	24+		\$5,270.00	
25083	YAMAKITA	12/12/1970	Active	43	6	1	5	13.16%	38	10	2		N	SC	2			
	Exc Award (06/30/2021)																	
25084	YAMANASHI	08/24/1963	Active	35	0	0	0	0.00%	34		4			N	P,M,VP,SC	0	\$1,351.15	
63894	YAMANASHI CHUO	01/04/2001	Active	14	1	1	0	0.00%	14	29	2		None	P,S,T,M,VP SC	24+			
	Exc Award (06/30/2018)																	
124688	Yamanashi Fujisakura	04/23/2015	Active	17	2	0	2	13.33%	15		0		3	N	M,SC	N/A	\$250.00	
25086	YAMATO CHUO CITY	06/22/1972	Active	34	4	4	0	0.00%	36	7	2			M,VP,SC	17		\$7,827.74	
	Exc Award (06/30/2018, 06/30/2019, 06/30/2020)																	
31205	YAMATO LIBERTY	09/19/1975	Active	18	0	0	0	0.00%	19		2			N	T,M,SC	5	\$140.00	
	Exc Award (06/30/2017)																	
25093	YOKOHAMA	07/29/1952	Active	36	3	0	3	9.09%	33		0			N	M,SC	0	\$5,000.01	
	Exc Award (06/30/2023, 06/30/2024)																	
58432	YOKOHAMA AOBA	06/17/1996	Active	26	2	0	2	8.33%	25		0			S,T,M,VP,SC	17		\$500.01	
25112	YOKOHAMA ASAHI	06/14/1969	Active	25	0	1	-1	-3.85%	29	47	0			T,M,VP,SC	0		\$2,000.03	
	Exc Award (06/30/2018, 06/30/2019)																	
62062	YOKOHAMA BAYCITY	06/08/1999	Active	9	0	0	0	0.00%	9		9			T,M,VP,SC	24+		\$2,000.00	
67700	YOKOHAMA BELL	04/15/2003	Active	14	0	0	0	0.00%	14		30			P,T,M,VP,SC	8			
25117	YOKOHAMA CHOJA	04/17/1971	Active	4	0	0	0	0.00%	4		6			VP,SC	2		\$500.00	
25092	YOKOHAMA CHUO	01/25/1964	Active	20	0	1	-1	-4.76%	23	1	0			M,VP,SC	2		\$2,700.01	
	Exc Award (06/30/2023)																	
115197	YOKOHAMA CHUOICHIHA	09/28/2011	Active	23	0	1	-1	-4.17%	25	2	0			S,T,M,VP,SC	N/A		\$200.00	
122849	Yokohama East	07/31/2014	Active	18	0	0	0	0.00%	18		9			P,S,M,VP,SC	24+		\$100.00	




Club Health Assessment for District 330 B through December 2024

			Status	Membership							Reports					Finance	LCIF
Club Number	Club Name	Charter Date		Current Member Count	YTD Members Added	YTD Members Dropped	YTD Net Growth	YTD Net Growth%	Member Count 12 Months Ago	Avg. length of service for dropped members	Months Since Last MMR ***	Yrs. Since Last Officer Report	President Rotation	Vice President Reported ****	Months Since Last Activity Report ***	Account Balance	Donations for current Fiscal Year
			Number of times on status quo within last two years	If below 15 members appears				If net loss is greater than 20% appears			If no report in 3 months appears in	When more than one year appears in	Number of repeat terms	Notes the officers that do not have an active	If no report at 12 months red		
25089	YOKOHAMA FUJI	04/10/1972	Active	14	0	0	0	0.00%	15		7			P,S,M,VP,SC	24+		\$560.03
	Exc Award (06/30/2017)																
33911	YOKOHAMA HIGASHITOTSUKA	05/11/1977	Active	30	0	0	0	0.00%	32		6			M,VP,SC	0		\$5,400.11
	Exc Award (06/30/2016, 06/30/2018)																
31955	YOKOHAMA HIKARI	03/30/1976	Active	22	0	0	0	0.00%	24		6		N	T,M,SC	6		\$3,041.38
	Exc Award (06/30/2021)																
25094	YOKOHAMA HODOGAYA	03/29/1966	Active	15	0	0	0	0.00%	18		6			M,VP,SC	8		\$4,270.01
29168	YOKOHAMA ISEZAKI	04/03/1974	Active	14	1	2	-1	-6.67%	18	36	0			T,M,VP,SC	4		\$1,000.00
25101	YOKOHAMA ISOGO	06/11/1966	Active	20	3	1	2	11.11%	21	3	3			M,VP,SC	2		\$200.00
25121	YOKOHAMA ISOGONISHI	03/16/1972	Active	16	1	0	1	6.67%	15		4		N	M,SC	8		\$4,075.07
	Exc Award (06/30/2017)																
50733	YOKOHAMA IZUMI	06/18/1990	Active	28	3	1	2	7.69%	29	0	1		N	S,T,M,SC	2		\$500.00
25114	YOKOHAMA KINKO	04/10/1971	Active	85	1	1	0	0.00%	78	7	0			M,VP,SC	17		\$9,070.03
	Exc Award (06/30/2021)																
25088	YOKOHAMA KOTOBUKI	09/24/1973	Active	25	3	3	0	0.00%	24	11	0		N	P,M,SC	24+		\$2,000.00
25097	YOKOHAMA KOUNAN	03/20/1965	Active	18	0	2	-2	-10.00%	21	20	0			P,S,T,M,VP SC	8		\$4,400.04
33912	YOKOHAMA KOUNANDAI	05/18/1977	Active	34	4	5	-1	-2.86%	34	4	0			M,VP,SC	3		\$2,000.01
	Exc Award (06/30/2017, 06/30/2018, 06/30/2021)																
29167	YOKOHAMA LIBERTY	04/04/1974	Active	15	1	1	0	0.00%	19	0	6			P,T,VP,SC	2		\$1,000.00
	Exc Award (06/30/2018)																
25122	YOKOHAMA MEI YING	06/20/1970	Active	25	4	0	4	19.05%	20		1			M,VP,SC	24+		\$1,970.07
	Exc Award (06/30/2021)																
25124	YOKOHAMA MIDORI	02/28/1971	Active	31	1	2	-1	-3.13%	33	20	0		N	M	0	90+ Days	\$3,340.12
29820	YOKOHAMA MINATO MARINE	09/16/1974	Active	15	0	0	0	0.00%	21		0		N	M	24		\$60.00
52180	YOKOHAMA MINATO MIRAI	11/22/1991	Active	24	1	0	1	4.35%	22		5			T,M,VP,SC	15		\$480.00
	Exc Award (06/30/2018)																
25107	YOKOHAMA MINATO-BASHAMICHI	04/06/1968	Active	29	2	3	-1	-3.33%	35	5	0		N	SC	7		\$2,200.04



Club Health Assessment for District 330 B through December 2024

			Status	Membership							Reports					Finance	LCIF
Club Number	Club Name	Charter Date		Current Member Count	YTD Members Added	YTD Members Dropped	YTD Net Growth	YTD Net Growth%	Member Count 12 Months Ago	Avg. length of service for dropped members	Months Since Last MMR ***	Yrs. Since Last Officer Report	President Rotation	Vice President Reported ****	Months Since Last Activity Report ***	Account Balance	Donations for current Fiscal Year
			Number of times on status quo within last two years	If below 15 members appears			If net loss is greater than 20% appears				If no report in 3 months appears in	When more than one year appears in	Number of repeat terms	Notes the officers that do not have an active	If no report at 12 months appears in red		
Exc Award (06/30/2021)																	
53834	YOKOHAMA MOTOMACHI	11/17/1992	Active	8	1	0	1	14.29%	9		4			M,VP,SC	11	90+ Days	\$870.01
62527	YOKOHAMA NAKA	11/23/1999	Active	73	11	3	8	12.31%	67	8	0		2	M,VP,SC	2		\$2,620.00
Exc Award (06/30/2017, 06/30/2019, 06/30/20)																	
116437	YOKOHAMA OHBIRIN	03/27/2012	Active	34	7	3	4	13.33%	26	3	4			M,VP,SC	N/A		
25087	YOKOHAMA OHTORI COSMOPOLITAN	12/04/1973	Active	12	1	0	1	9.09%	11		5		N	S,VP	24+		\$2,000.00
28116	YOKOHAMA PORT HILL	03/06/1974	Active	26	0	2	-2	-7.14%	28	25	3		N	T,VP	4		
Exc Award (06/30/2017, 06/30/2018, 06/30/20)																	
25116	YOKOHAMA SEASIDE	04/05/1970	Active	8	2	3	-1	-11.11%	9	11	3			M,VP,SC	4		\$1,407.10
28072	YOKOHAMA SEYA	02/06/1974	Active	15	0	2	-2	-11.76%	17	10	0			M,VP,SC	24+		
101561	YOKOHAMA SUNSET 21	03/18/2008	Active	46	2	0	2	4.55%	43		2			M,VP,SC	6	90+ Days	\$9,840.05
Exc Award (06/30/2016, 06/30/2017, 06/30/20)																	
41630	YOKOHAMA TACHIBANA	06/21/1982	Active	21	0	2	-2	-8.70%	26	27	0			M,VP,SC	13	90+ Days	\$5,001.89
Exc Award (06/30/2017, 06/30/2018, 06/30/20)																	
25104	YOKOHAMA TOTSUKA	12/05/1964	Active	16	0	0	0	0.00%	14		6			P,M,VP,SC	2		\$2,510.01
Exc Award (06/30/2018)																	
46259	YOKOHAMA TOTSUKA CHUO	05/27/1986	Active	24	0	0	0	0.00%	23		5			T,M,VP,SC	8		\$3,850.08
25105	YOKOHAMA TSURUMI	06/29/1963	Active	13	0	1	-1	-7.14%	14	11	0		None	P,T,M,VP,SC	13		\$2,600.07
44401	YOKOHAMA TSURUMI NISHI	11/28/1984	Active	25	0	1	-1	-3.85%	26	11	5		N	T,M,SC	24+		\$1,000.00
Exc Award (06/30/2017, 06/30/2018, 06/30/20)																	
54176	YOKOHAMA TSUZUKI	03/01/1993	Active	40	2	0	2	5.26%	39		0		N	S,M,SC	0		\$3,260.00
25111	YOKOHAMA YAMATE	05/23/1968	Active	6	1	0	1	20.00%	5		4		2	T,M,VP,SC	1	90+ Days	\$500.82
124907	Yokohama-Kawasaki Rainbow	05/26/2015	Active	8	0	0	0	0.00%	9		6		2	P,S,M,VP,SC	N/A		
25113	YOKOSUKA	01/18/1964	Active	37	6	5	1	2.78%	40	5	0		N	M,SC	1		\$5,530.04
Exc Award (06/30/2021, 06/30/2023)																	
25118	YOKOSUKA CHUO	02/22/1969	Active	34	2	1	1	3.03%	34	32	2		N	M,SC	1		\$1,300.00
25123	YOKOSUKA HIGASHI	05/26/1972	Active	21	1	1	0	0.00%	21	1	0		N		1		\$540.00



Club Health Assessment for District 330 B through December 2024

			Status	Membership							Reports					Finance	LCIF
Club Number	Club Name	Charter Date		Current Member Count	YTD Members Added	YTD Members Dropped	YTD Net Growth	YTD Net Growth%	Member Count 12 Months Ago	Avg. length of service for dropped members	Months Since Last MMR ***	Yrs. Since Last Officer Report	President Rotation	Vice President Reported ****	Months Since Last Activity Report ***	Account Balance	Donations for current Fiscal Year
			Number of times on status quo within last two years	If below 15 members appears				If net loss is greater than 20% appears			If no report in 3 months appears in	When more than one year appears in	Number of repeat terms	Notes the officers that do not have an active	If no report at 12 months appears in red		
25120	YOKOSUKA KINUGASA	12/21/1972	Active	3	0	0	0	0.00%	5		7			M,VP,SC	24+		\$100.51
25090	YOKOSUKA KITA	02/29/1972	Active	20	1	3	-2	-9.09%	25	20	0			N	M,VP	5	\$2,800.01
	Exc Award (06/30/2017)																
32453	YOKOSUKA MIKASA	06/24/1976	Active	13	0	0	0	0.00%	13		5			N	M,VP,SC	5	\$4,006.56
25126	YOKOSUKA MINAMI	02/27/1971	Active	8	0	0	0	0.00%	9		6		2	R		6	\$1,000.01
25127	YUGAWARA	05/13/1963	Active	8	1	2	-1	-11.11%	13	15	0			S,M,VP,SC		0	

Clubs Cancelled Previous Fiscal Year – Clubs Cancelled within last 12 months may be reinstated

Club Number	Club Name	Charter Date	Current Status*	Cancellation Date
29607	KOFU HIGASHI	06/25/1974	Cancelled(6*)	06/29/2024
43569	SAGAMIHARA GREEN	02/15/1984	Cancelled(6*)	06/29/2024
37142	YOKOHAMA HONGO	05/15/1979	Cancelled(6*)	06/29/2024
49565	YOKOHAMA KANAZAWA MARINE	05/30/1989	Cancelled(6*)	06/29/2024
68652	YOKOHAMA SENIOR	04/17/2003	Cancelled(6*)	06/29/2024

Current Total Clubs Count	YTD New Clubs Count	YTD Cancelled Clubs Count	YTD Net Club Gain	Current Total Members Count	YTD Add	YTD Drop	YTD Net Growth	YTD Net Growth %	Member Count 12 Months Ago	Average Member Count Per Club	% of Clubs with less than 20 members	% No MMR in 3 Months	% No Officer Report in 12 Months	% of Clubs with balance 90+ days	Number of Clubs in Status Quo	% Status Quo Clubs in Financial Suspension	Number of Cancelled Clubs	Average Cancelled Club Age	Members Lost Due to Cancellation	% of Clubs Cancelled for Non-Financial Reasons
137	1	0	1	3,375	207	111	96	2.93%	3,374	25	39%	48%	1%	8%	0	0%	0	0	0	0%

* - P - Priority Club. Cancellation Reasons: 1-Objectives/conduct, 2-Non-active club, 5-Non-existing club, 6-Disbanding, 7-Merger, 8-Financial Suspension, 9-District/Multiple District Dues.

** - Abbreviation: P-President, S-Secretary, T-Treasurer, M-Member Chairperson, VP-First Vice President, MC-Communications Chairperson, SC-Service Chairperson

*** - Abbreviation: N/R - Never reported using the Lions Clubs website, N/A - Not applicable, No password registered for the Lions Clubs website.

**** - Abbreviation: N - New, IP - Immediate Past, R - Repeat.



Club Health Assessment for District 330 C through December 2024

			Status	Membership							Reports					Finance	LCIF	
Club Number	Club Name	Charter Date		Current Member Count	YTD Members Added	YTD Members Dropped	YTD Net Growth	YTD Net Growth%	Member Count 12 Months Ago	Avg. length of service for dropped members	Months Since Last MMR ***	Yrs. Since Last Officer Report	President Rotation	Vice President Reported ****	Months Since Last Activity Report ***	Account Balance	Donations for current Fiscal Year	
			Number of times on status quo within last two years	If below 15 members appears			If net loss is greater than 20% appears			If no report in 3 months appears in			When more than one year appears in	Number of repeat terms	Notes the officers that do not have an active	If no report at 12 months appears in red		
Clubs less than two years old																		
154190	Kasukabe Fuji	04/18/2023	Active	13	1	5	-4	-23.53%	18	3	0			N	14			
158059	Saitama Smile	04/24/2024	Active	23	1	4	-3	-11.54%	0	2	0		None	P,S,M,VP,SC	N/R			
Clubs more than two years old																		
24508	AGEO	04/09/1973	Active	57	2	2	0	0.00%	70	32	3			S,T,M,VP,SC	24		\$5,000.03	
45257	AGEO CHUO	06/11/1985	Active	15	1	0	1	7.14%	14		2			P,T,M,VP,SC	24+			
24510	ASAKA	04/18/1972	Active	36	0	0	0	0.00%	45		3			M,VP,SC	4		\$1,000.00	
24511	CHICHIBU	10/20/1963	Active	34	3	3	0	0.00%	35	31	3		None	P,S,T,M,VP SC	24+			
36027	CHICHIBU CHUO	08/25/1978	Active	41	1	0	1	2.50%	41		2		N	SC	5		\$1,000.00	
36639	FUJIMI	02/07/1979	Active	20	0	0	0	0.00%	23		6		N	P,SC	0			
31287	FUKAYA	10/08/1975	Active	40	0	2	-2	-4.76%	42	24	0		N	M,SC	6			
24516	GYODA	01/18/1973	Active	26	0	0	0	0.00%	28		6		N	S,M,SC	19			
24520	HANNO	02/21/1972	Active	35	4	1	3	9.38%	33	0	1		N	SC	6			
43958	HANYU	05/11/1984	Active	6	0	0	0	0.00%	6		9			P,T,M,VP,SC	24+			
31288	HASUDA	10/08/1975	Active	34	2	1	1	3.03%	34	45	2		N	SC	8			
Exc Award (06/30/2017)																		
39107	HIDAKA MUSASHI L C	11/26/1980	Active	6	0	0	0	0.00%	12		6			P,M,VP,SC	24+			
29976	HIGASHIMATSUYAMA	11/29/1974	Active	10	0	1	-1	-9.09%	12	1	3			P,S,T,M,VP SC	24+			
24523	HONJO	11/19/1971	Active	26	1	0	1	4.00%	24		5			P,M,VP,SC	9			
36420	INA	12/29/1978	Active	32	0	3	-3	-8.57%	36	31	0			P,T,M,VP,SC	18		\$1,000.01	
24524	IRUMA	04/27/1967	Active	19	0	0	0	0.00%	20		4			M,VP,SC	2	90+ Days		
24525	IWATSUKI	03/30/1966	Active	69	2	0	2	2.99%	68		3		N	S,T,M	8		\$10,120.22	
24527	KASUKABE	10/28/1965	Active	47	8	0	8	20.51%	39		5		N	P,S,T,M,SC	2		\$1,500.01	
33194	KASUKABE CHUO	12/31/1976	Active	6	0	0	0	0.00%	5		9		4	P,T,M,VP,SC	8			
24529	KAWAGOE	11/26/1965	Active	22	1	0	1	4.76%	37		5			M,VP,SC	6		\$455.25	



Club Health Assessment for District 330 C through December 2024

			Status	Membership							Reports					Finance	LCIF	
Club Number	Club Name	Charter Date		Current Member Count	YTD Members Added	YTD Members Dropped	YTD Net Growth	YTD Net Growth%	Member Count 12 Months Ago	Avg. length of service for dropped members	Months Since Last MMR ***	Yrs. Since Last Officer Report	President Rotation	Vice President Reported ****	Months Since Last Activity Report ***	Account Balance	Donations for current Fiscal Year	
			Number of times on status quo within last two years	If below 15 members appears					If net loss is greater than 20% appears		If no report in 3 months appears in	When more than one year appears in	Number of repeat terms	Notes the officers that do not have an active	If no report at 12 months red			
33788	KAWAGOE AOI	04/04/1977	Active	58	2	1	1	1.75%	49	0	2			R	T,M,SC	1		\$50,130.40
42137	KAWAGOE CHUO	12/20/1982	Active	36	1	6	-5	-12.20%	37	8	1		None		P,S,T,M,VP SC	19		
32030	KAWAGOE HATSUKARI	04/06/1976	Active	19	0	3	-3	-13.64%	29	46	0			N	P,S,T,M,VP SC	7		
108671	KAWAGOE TSUBASA	06/17/2010	Active	12	1	1	0	0.00%	27	6	5	1	None		P,S,T,M,VP SC	24		
24526	KAWAGUCHI	05/08/1961	Active	21	0	4	-4	-16.00%	25	17	0			N	SC	0		
49365	KAWAGUCHI HIGASHI	03/31/1989	Active	13	0	1	-1	-7.14%	15	10	0			N	S,M	9		
37888	KAZO	12/10/1979	Active	30	4	7	-3	-9.09%	32	4	0				M,VP,SC	2		
35894	KOONOSU	06/05/1978	Active	10	0	0	0	0.00%	13		6				P,S,T,M,VP SC	12		\$1,000.00
31290	KOSHIGAYA	10/07/1975	Active	32	2	1	1	3.23%	31	12	4			N	SC	6	90+ Days	
41811	KOSHIGAYA CHUO	08/11/1982	Active	21	0	1	-1	-4.55%	25	13	1				S,T,M,VP,SC	6		\$1,000.00
46793	KUKI	12/08/1986	Active	14	0	0	0	0.00%	14		9				M,VP,SC	13		
24530	KUMAGAYA	03/07/1966	Active	26	1	1	0	0.00%	26	7	0				T,VP,SC	3		
36360	MISATO	12/11/1978	Active	11	0	0	0	0.00%	11		16			N	T,M,VP,SC	11		
Exc Award (06/30/2017)																		
56891	MISATO NIODORI	04/26/1995	Active	20	2	0	2	11.11%	18		5				P,T,M,VP,SC	24+	90+ Days	\$1,000.00
37890	MIYOSHI SAITAMA L C	12/04/1979	Active	10	0	0	0	0.00%	11		6				M,VP,SC	15		
34149	NIIZA CHUO	06/24/1977	Active	25	2	0	2	8.70%	23		3			N	S,M	12		
31291	NISHICHICHIBU L C	10/17/1975	Active	36	1	0	1	2.86%	35		0				S,T,M,VP,SC	1		
34714	NISHIIRUMA	11/16/1977	Active	34	1	2	-1	-2.86%	35	4	0			N	S,VP	16		\$3,000.00
37891	OGAWA	12/18/1979	Active	19	2	0	2	11.76%	18		4			N	SC	13		
39108	OHI	11/19/1980	Active	13	0	0	0	0.00%	15		2				P,T,VP,SC	24+		
54118	OKABE	02/22/1993	Active	14	0	0	0	0.00%	14		9				P,S,M,VP,SC	15		
33488	OKEGAWA	03/14/1977	Active	16	2	0	2	14.29%	13		5				P,S,M,VP,SC	24+		\$1,000.00
24538	OMIYA	05/14/1965	Active	29	0	0	0	0.00%	29		6			N	M,SC	12		
53806	OMIYA CHUO GREEN	11/10/1992	Active	13	5	1	4	44.44%	35	7	0				S,T,M,VP,SC	0		




Club Health Assessment for District 330 C through December 2024

			Status	Membership							Reports					Finance		LCIF
Club Number	Club Name	Charter Date		Current Member Count	YTD Members Added	YTD Members Dropped	YTD Net Growth	YTD Net Growth%	Member Count 12 Months Ago	Avg. length of service for dropped members	Months Since Last MMR ***	Yrs. Since Last Officer Report	President Rotation	Vice President Reported ****	Months Since Last Activity Report ***	Account Balance	Donations for current Fiscal Year	
			Number of times on status quo within last two years	If below 15 members appears					If net loss is greater than 20% appears			If no report in 3 months appears in	When more than one year appears in	Number of repeat terms	Notes the officers that do not have an active	If no report at 12 months appears in red		
Exc Award (06/30/2016, 06/30/2017)																		
30903	OMIYA HIKAWA	06/10/1975	Active	10	0	1	-1	-9.09%	12	2	3				M,VP,SC	24+		
24537	OMIYA KITA	06/19/1970	Active	38	0	0	0	0.00%	38		5		None		P,S,T,M,VP SC	9		\$1,000.00
35895	OMIYA MINUMA	06/26/1978	Active	18	0	3	-3	-14.29%	35	34	0			N	P,S,T,M,VP SC	8		\$2,003.92
Exc Award (06/30/2016)																		
57700	OMIYA SENIOR	12/28/1995	Active	12	0	0	0	0.00%	12		9	1	None		P,S,T,M,VP SC	9		
53432	RANZAN TOKIGAWA L C	06/26/1992	Active	16	1	0	1	6.67%	16		5			N	S,T,M,SC	1		
Exc Award (06/30/2016)																		
105074	SAITAMA HARMONY	03/26/2009	Active	12	1	1	0	0.00%	12	16	5				M,VP,SC	24+		
31675	SAITAMA MINAMI ROYAL	02/03/1976	Active	30	0	0	0	0.00%	42		6				S,M,VP,SC	2		
48752	SAITAMA SAKURA	06/24/1988	Active	12	1	1	0	0.00%	15	8	0			N	SC	1		
24658	SAITAMA YONO	11/30/1971	Active	9	0	0	0	0.00%	11		6		6		P,T,M,VP,SC	19		
29421	SAYAMA	05/30/1974	Active	23	1	0	1	4.55%	18		1			N		23		\$1,000.01
34794	SHIRAOKA	12/05/1977	Active	12	1	0	1	9.09%	12		5				P,M,VP,SC	2		
24540	SOKA	06/13/1968	Active	20	1	2	-1	-4.76%	22	11	0				T,M,VP,SC	2		
56842	SUGITO	04/17/1995	Active	9	0	0	0	0.00%	8		6				M,VP,SC	6		
24545	TODA	05/31/1972	Active	37	3	1	2	5.71%	35	22	0			N	S,T,M,SC	5		\$2,000.00
24649	TOKOROZAWA	09/11/1969	Active	7	0	0	0	0.00%	14		6			R	S,T,M,VP,SC	2		
24644	URAWA	02/14/1967	Active	6	0	1	-1	-14.29%	7	37	1				P,T,M,VP,SC	14		
24657	WAKO	12/02/1969	Active	14	0	0	0	0.00%	14		9		2	R	M,SC	1		
24656	WARABI	12/11/1965	Active	9	2	2	0	0.00%	12	2	2				M,VP,SC	10		
30992	YASHIO	06/20/1975	Active	30	3	0	3	11.11%	27		3				T,M,VP,SC	0		\$11,000.00
58630	YONO SHINTOSHIN	08/01/1996	Active	25	0	0	0	0.00%	31		4				M,VP,SC	17		\$5,100.00
Exc Award (06/30/2016, 06/30/2019)																		



Club Health Assessment for District 330 C through December 2024

				Status	Membership						Reports					Finance	LCIF	
Club Number	Club Name	Charter Date			Current Member Count	YTD Members Added	YTD Members Dropped	YTD Net Growth	YTD Net Growth%	Member Count 12 Months Ago	Avg. length of service for dropped members	Months Since Last MMR ***	Yrs. Since Last Officer Report	President Rotation	Vice President Reported ****	Months Since Last Activity Report ***	Account Balance	Donations for current Fiscal Year
			Number of times on status quo within last two years		If below 15 members appears				If net loss is greater than 20% appears			If no report in 3 months appears in	When more than one year appears in	Number of repeat terms	Notes the officers that do not have an active	If no report at 12 months appears in red		

Clubs Cancelled Previous Fiscal Year – Clubs Cancelled within last 12 months may be reinstated

Club Number	Club Name	Charter Date	Current Status*	Cancellation Date
31714	OMIYA CHUO	02/12/1976	Cancelled(7*)	06/29/2024

Current Total Clubs Count	YTD New Clubs Count	YTD Cancelled Clubs Count	YTD Net Club Gain	Current Total Members Count	YTD Add	YTD Drop	YTD Net Growth	YTD Net Growth %	Member Count 12 Months Ago	Average Member Count Per Club	% of Clubs with less than 20 members	% No MMR in 3 Months	% No Officer Report in 12 Months	% of Clubs with balance 90+ days	Number of Clubs in Status Quo	% Status Quo Clubs in Financial Suspension	Number of Cancelled Clubs	Average Cancelled Club Age	Members Lost Due to Cancellation	% of Clubs Cancelled for Non-Financial Reasons
66	0	0	0	1,498	67	63	4	0.27%	1,615	23	48%	59%	3%	5%	0	0%	0	0	0	0%

* - P - Priority Club. Cancellation Reasons: 1-Objectives/conduct, 2-Non-active club, 5-Non-existing club, 6-Disbanding, 7-Merger, 8-Financial Suspension, 9-District/Multiple District Dues.
** - Abbreviation: P-President, S-Secretary, T-Treasurer, M-Member Chairperson, VP-First Vice President, MC-Communications Chairperson, SC-Service Chairperson
*** - Abbreviation: N/R - Never reported using the Lions Clubs website, N/A - Not applicable, No password registered for the Lions Clubs website.
**** - Abbreviation: N - New, IP - Immediate Past, R - Repeat.